



SPECIFICATIONS
18" DISHWASHER-STAINLESS STEEL



FEATURES

- STAINLESS STEEL INTERIOR
- SPACE MAKER TYPE
- DUAL PUMPS AND MOTORS
- (2) WASH ARM
- HEAVY/LIGHT/NORMAL WASH CYCLES
- SILVERWARE BASKET
- UPPER RACK AND UTILITY SHELF
- SQUEEZE LATCH
- SEALED TOE KICK
- SOUND INSULATION PACKAGE
- TUBULAR COLLAR TRIM

DIMENSIONS

- HEIGHT W/LEGS EXTENDED: 35"
- OVERALL DEPTH: 22-1/2"
- OVERALL HEIGHT: 32-1/2"
- OVERALL WIDTH: 18"

POWER RATINGS

- 550 CALROD HEATER WATTS
- 120V, 60HZ, 9.0A

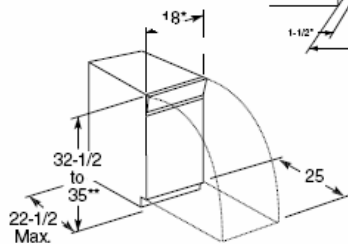
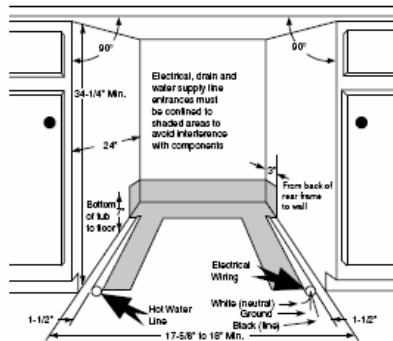
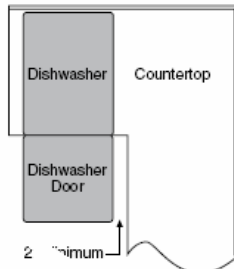
Dimensions and Installation Information (in inches)

Electrical Rating	
Voltage AC.....	120
Hertz.....	60
Total connected load amperage.....	9.0
Calrod® heater watts max.....	550

For use on adequately wired 120-volt, 15-amp circuit having 2-wire service with a separate ground wire. This appliance must be grounded for safe operation.

Note: Dishwasher must not be installed more than 10 feet from sink for proper drainage. All plumbing and electrical work must be in accordance with local codes.

Installation Information: Before installing, consult installation instructions packed with product for current dimensional data.



*Width adjustable from 17-5/8" to 18".

**Meets ADA countertop height requirement of 34".